

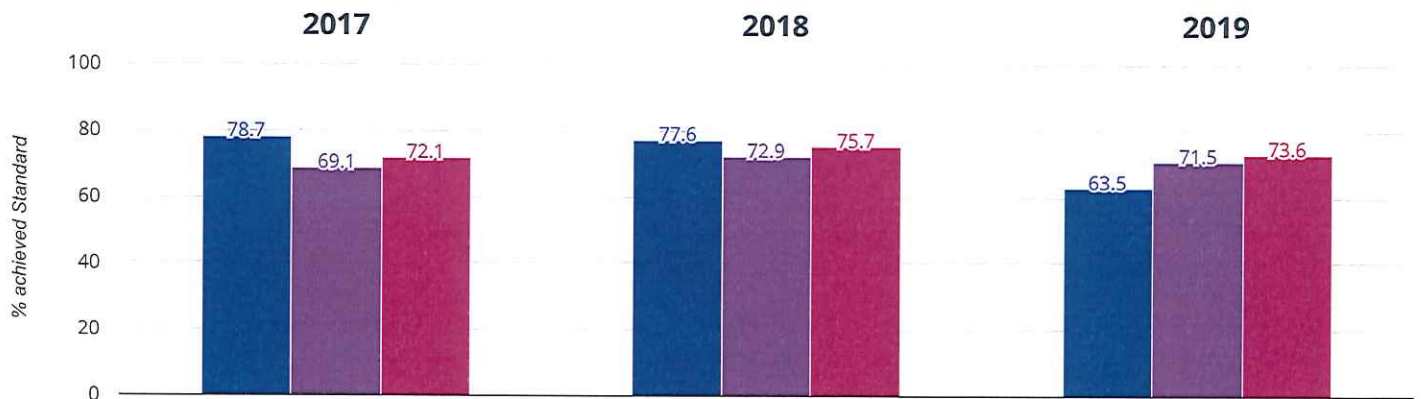


CORINTHIAN COMMUNITY PRIMARY SCHOOL

Brought to you by *the NCER*



Reading - achieved standard



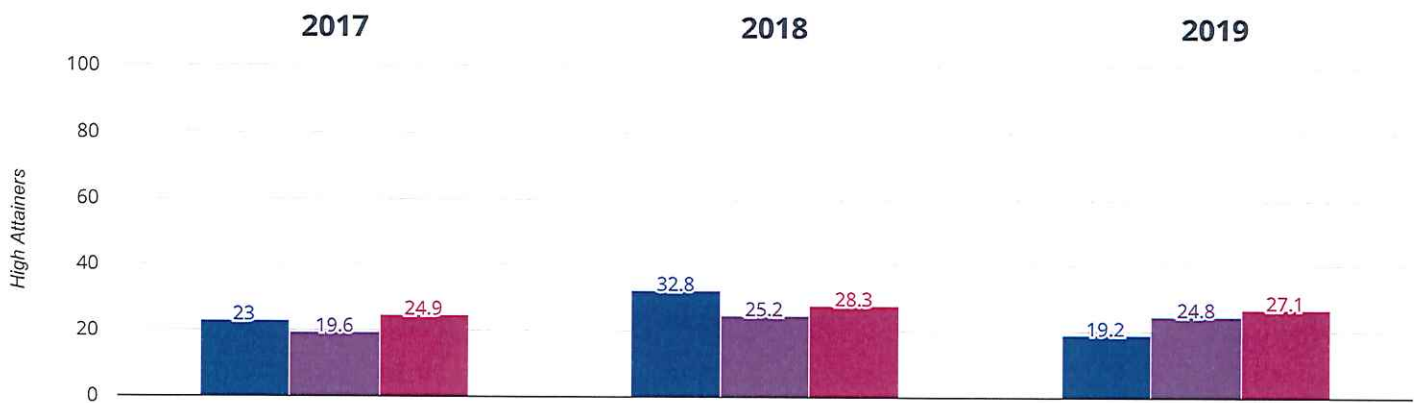
63.5% in 2019

14.1% points drop since 2018

15.2% points drop since 2017

- Corinthian Community Primary School
- Liverpool (118)
- NCER National (15439)

Reading - high attainers



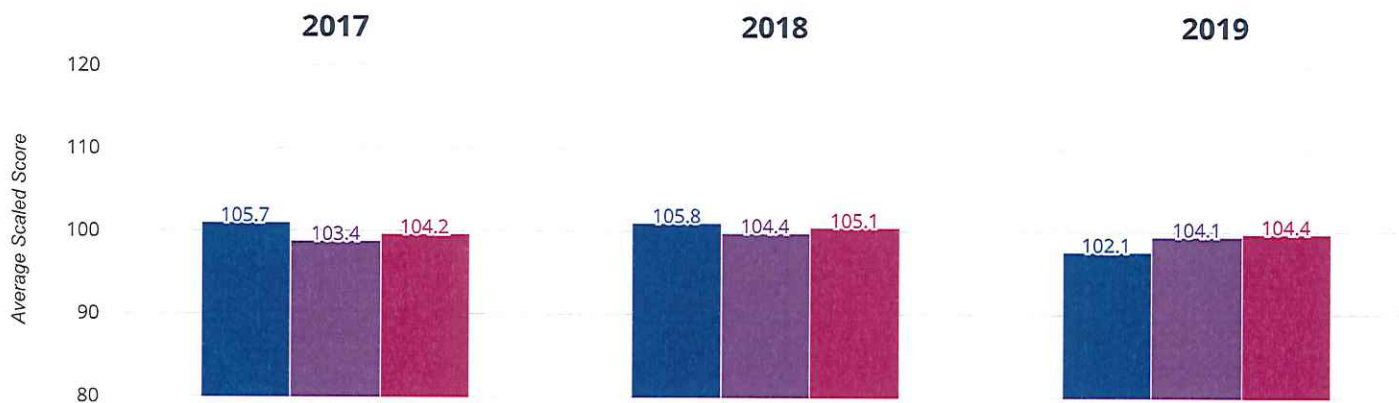
19.2% in 2019

13.6% points drop since 2018

3.8% points drop since 2017

- Corinthian Community Primary School
- Liverpool (118)
- NCER National (15439)

Reading - average scaled score



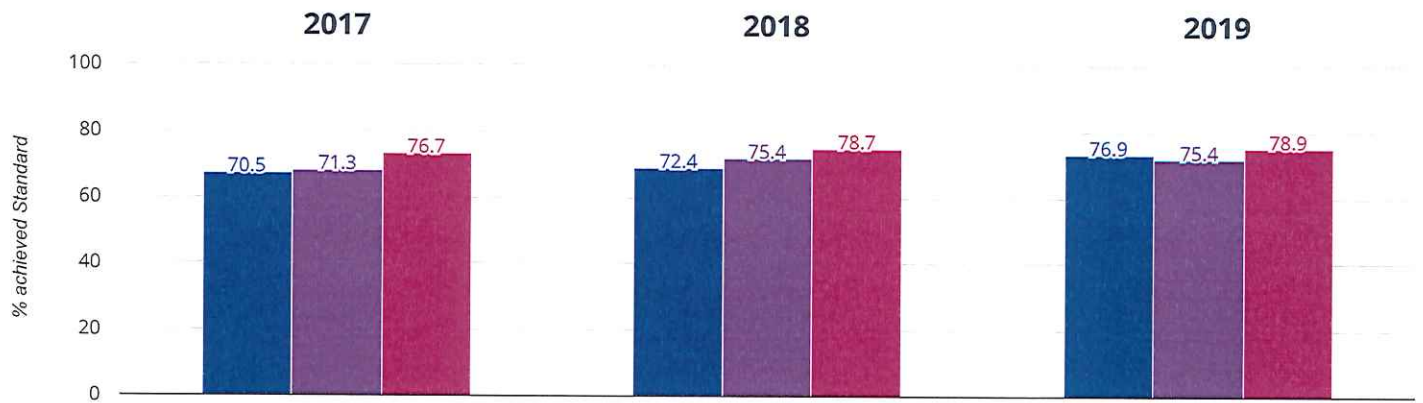
102.1 in 2019

3.7 points drop since 2018

3.6 points drop since 2017

- Corinthian Community Primary School
- Liverpool (118)
- NCER National (15439)

✎ Writing - achieved standard



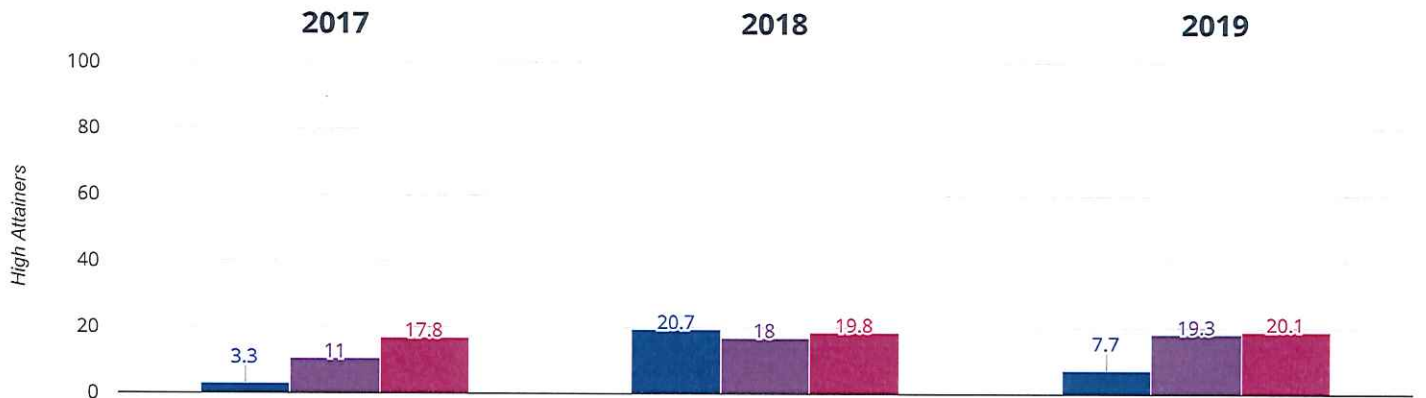
76.9% in 2019

4.5% points rise since 2018

6.4% points rise since 2017

- Corinthian Community Primary School
- Liverpool (118)
- NCER National (15439)

✎ Writing - high attainers



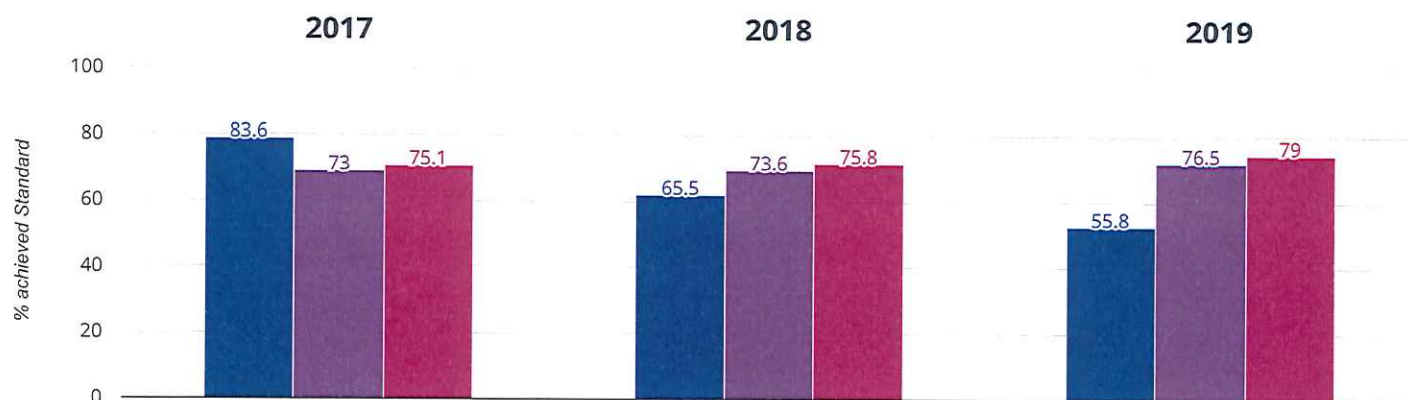
7.7% in 2019

13% points drop since 2018

4.4% points rise since 2017

- Corinthian Community Primary School
- Liverpool (118)
- NCER National (15439)

⊕ Maths - achieved standard



55.8% in 2019

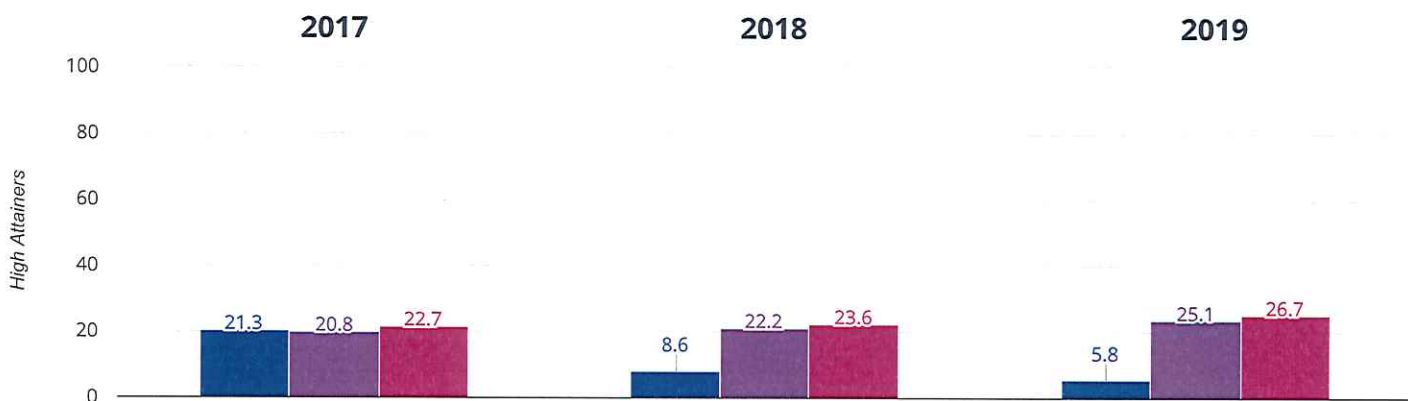
9.7% points drop since 2018

27.8% points drop since 2017

■ Corinthian Community Primary School ■ Liverpool (118)

■ NCER National (15439)

⊕ Maths - high attainers



5.8% in 2019

2.8% points drop since 2018

15.5% points drop since 2017

■ Corinthian Community Primary School ■ Liverpool (118)

■ NCER National (15439)

⊕ Maths - average scaled score



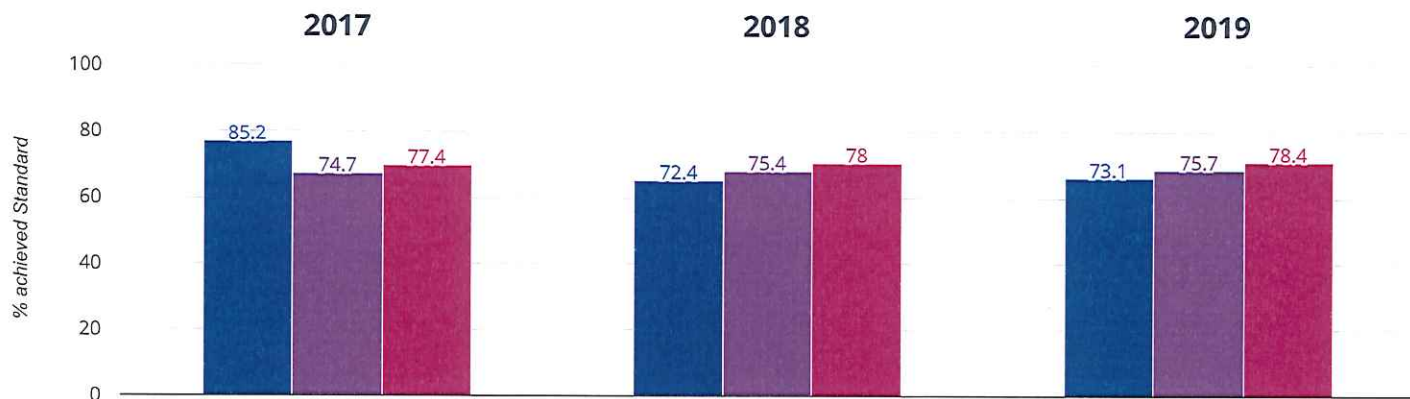
100.6 in 2019

0.9 points drop since 2018

4.5 points drop since 2017

- Corinthian Community Primary School
- Liverpool (118)
- NCER National (15439)

⊕ GPS - achieved standard



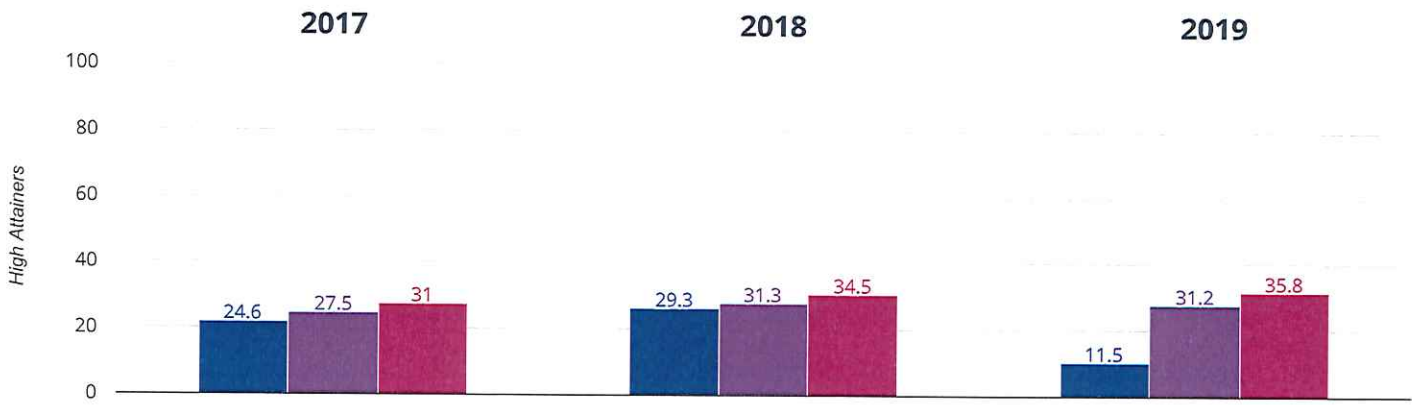
73.1% in 2019

0.7% points rise since 2018

12.1% points drop since 2017

- Corinthian Community Primary School
- Liverpool (118)
- NCER National (15439)

GPS - high attainers



11.5% in 2019

17.8% points drop since 2018

13.1% points drop since 2017

- Corinthian Community Primary School
- Liverpool (118)
- NCER National (15439)

GPS - average scaled score



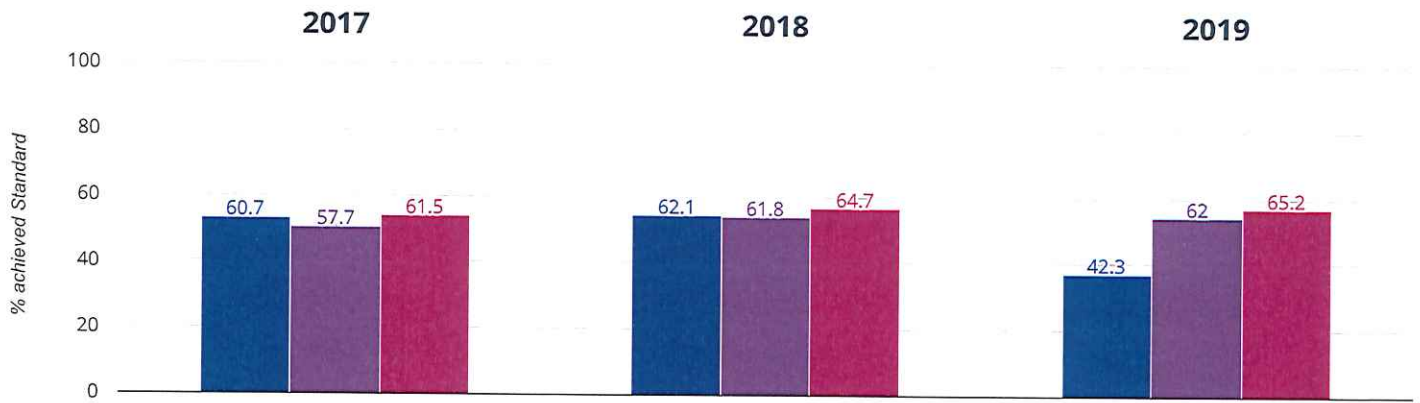
102.8 in 2019

2.7 points drop since 2018

3.4 points drop since 2017

- Corinthian Community Primary School
- Liverpool (118)
- NCER National (15439)

RWM - achieved standard



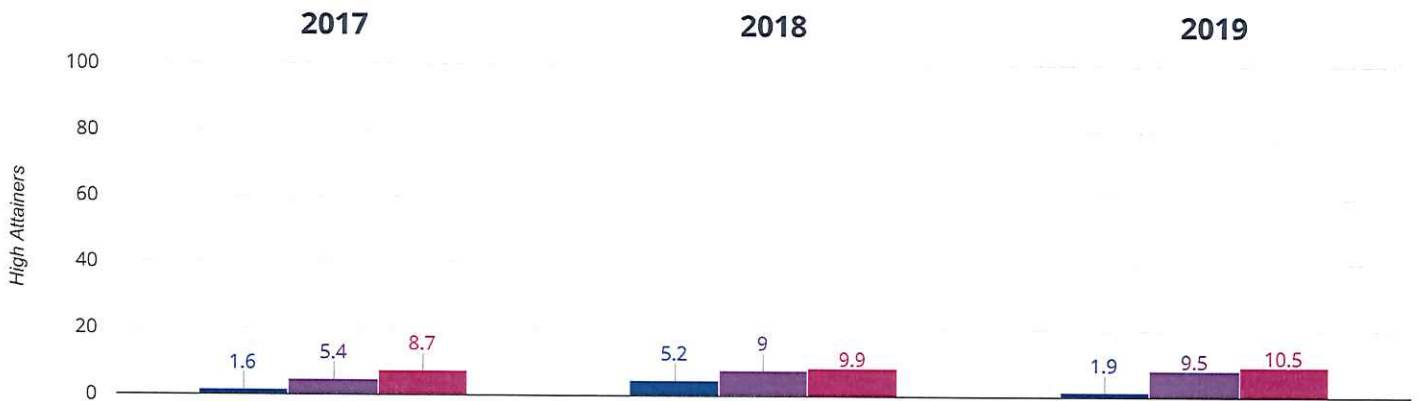
42.3% in 2019

19.8% points drop since 2018

18.4% points drop since 2017

- Corinthian Community Primary School
- Liverpool (118)
- NCER National (15439)

RWM - high attainers



1.9% in 2019

3.3% points drop since 2018

0.3% points rise since 2017

- Corinthian Community Primary School
- Liverpool (118)
- NCER National (15439)